REV. 7-17-81: CHANGED ITEM NO. TO AGREE WITH NEW SPECIFICATION BOOK.

REV. 1-24-08: REDREW SHEET AND CHANGED LENGTH OF ALL FENCE POSTS. ADDED NOTE (H).

REV. 6-1-09: REMOVED TIE WIRES BETWEEN LINE POSTS. MODIFIED GENERAL NOTE (A) ADDED GENERAL NOTE (B). REVISED LINE POST SPACING.

REV. 1-1-76: CHANGED DRAWING NUMBER FROM RD-F-10(68), (SHEET 2) TO S-F-10a.

REV. 2-25-77: DELETED BARED WIRE AT BOTTEM OF FENCE, CHANGED POST SPACING ON BRACED LINE POSTS AND CORNER POSTS FROM 10′ TO 8′. ADDED NOTES REGARDING FENCING OVER DITCHES AND IRREGULAR TERRAIN.

REV. 7-1-72: CHANGED DEPARTMENT NAME.

REV. 12-7-75: ADDED ITEM NO'S FOR END BRACED LINE AND CORNER POST.

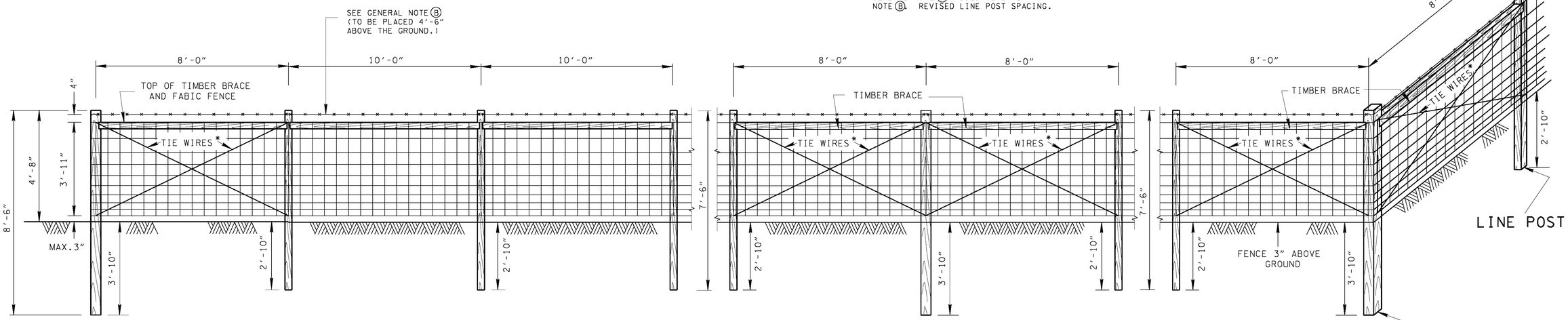

* NOTE REGARDING TIE WIRES:
NO. 9 GAGE DOUBLE STRAND GALVANIZED TIE WIRE TWISTED TO SINGING TIGHTNESS, DOUBLE WRAPPED AROUND POSTS.

REQUIRED. AT 324′ MAX. INTERVALS FOR FIRST ROLL FROM THE BEGINNING CORNER 330′ MAXIMUM THEREAFTER. THIS SPACING WILL PERMIT A 6′ LENGTH OF FABRIC T O EXTEND BEYOND THE BRACED LINE POST ASSEMBLY, FOR ATTACH-ING THE STRETCHING DEVICE, AND FOR SPLICING TO THE NEXT ROLL.

GENERAL NOTES

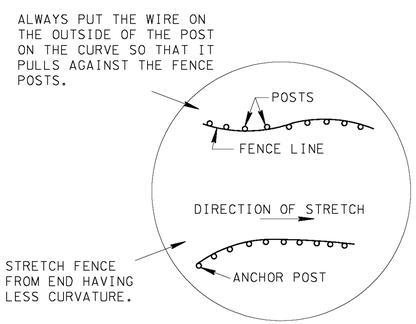

DETAIL OF FENCING ON CURVE

FENCE POST DIMENSIONS			
TYPE	SIZE		LENGTH
	ROUND (DIA.)	SQUARE (EDGE WIDTH)	
LINE POST	3½″	3½″	7′-6″
BRACED LINE POST CORNER POST END POST	5″	5″	8′-6″
TIMBER BRACE	3½″	3½″	7′-9″

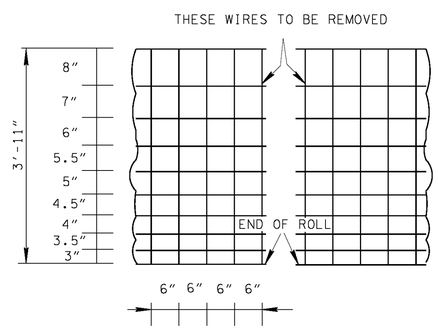

FARM FENCE WIRE DETAILS

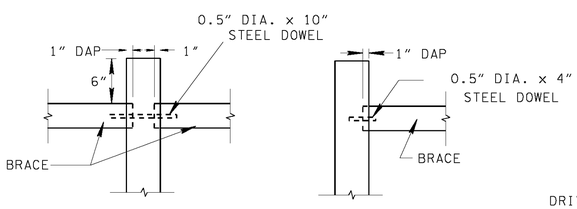

LINE POST END POST

TIMBER BRACING DETAILS

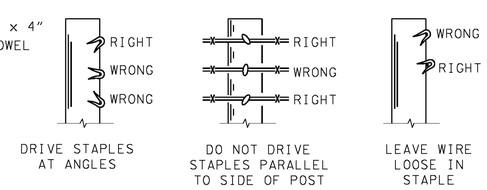

STAPLING DETAILS

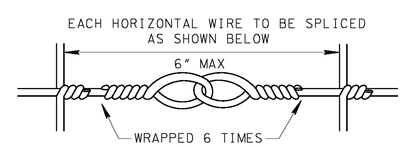

SPLICE DETAIL FOR FENCE

GENERAL NOTES

(A) GALVANIZED STEEL WOVEN WIRE MEETING THE REQUIREMENTS OF ASTM A-116 FOR NO. 11 FARM, DESIGN NO. 1047-6-11, CLASS III COATING OR GALVANIZED HIGH TENSILE STRENGTH STEEL WOVEN WIRE MEETING THE REQUIREMENTS OF ASTM A-116 FOR NO. 12½ FARM DESIGN, CLASS III COATING EXCEPT THAT THE TOP AND BOTTOM STRAND SHALL BE 10½ GAUGE AND THE YIELD STRENGTH SHALL BE EQUIVALENT TO NO. 11 FARM DESIGN 1047-6-11.

(B) THE BARBED WIRE SHALL CONSIST OF 2 NO.12½ GAUGE TWISTED STEEL LINE WIRES WITH NO. 14 GAUGE 4-POINT BARBS SPACED NOT MORE THAN 5 IN. APART. IT MAY BE EITHER GALVANIZED OR ALUMINUM COATED. THE GALVANIZED WIRE SHALL MEET THE REQUIREMENTS OF ASTM A-121, CHAIN LINK FENCE GRADE. AT THE OPTION OF THE CONTRACTOR, HIGH TENSILE STRENGTH WIRE WITH BARB SPACINGS AS DESIGNATED ABOVE, MAY BE USED. IF THE CONTRACTOR ELECTS TO FURNISH HIGH TENSILE STRENGTH WIRE, IT SHALL MEET THE REQUIREMENTS OF ASTM A-121, CHAIN LINK FENCE GRADE FOR THE RESPECTIVE WIRE SIZE.

(B) USE EITHER ROUND POST AND ROUND BRACING OR SQUARE POST AND SQUARE BRACING.

(C) USE 1.5″ LONG NO.9 GAGE GALVANIZED STAPLES FOR TIMBER POSTS.

(D) AT ABRUPT CHANGES IN GRADE OR ALIGNMENT STAPLE EVERY LINE WIRE. AT LINE POSTS STAPLE EVERY LINE WIRE IN THE TOP HALF AND ALTERNATE LINE WIRE IN THE BOTTOM HALF. SEE STAPLING DETAILS.

(E) SEE STANDARD DRAWING S-FG-20 FOR DETAILS OF FENCING OVER DITCHES AND AT OTHER ABRUPT DEPRESSIONS.

(F) SEE STANDARD SPECIFICATIONS, SUB-SECTION 707.05 REGARDING FURNISHING AND PLACING ADDITIONAL BRACED LINE POSTS WHERE TERRAIN IS IRREGULAR.

(G) SEE S-F-10C FOR FENCEING AT BRIDGES AND CULVERTS.

(H) IF BARBED WIRE IS BEING USED FOR STOCK FENCE, IT IS TO BE FIVE STRAND BARBED WIRE AND TOP STRAND OF BARBED WIRE IS TO BE PLACED 54″ ABOVE THE GROUND. THE BOTTOM STRAND OF BARBED WIRE IS TO BE PLACED NOT LESS THAN 6″ ABOVE THE GROUND. THE NEXT TO THE BOTTOM STRAND OF BARBED WIRE IS TO BE PLACED NOT LESS THAN THAT 15″ ABOVE THE GROUND. PAYMENT WILL BE MADE UNDER ITEM NO. 707-03.14, FIVE STRAND BARBED WIRE FENCE, PER LINEAR FOOT.

(I) PAYMENT WILL BE MADE UNDER:

ITEM NO. 707-03.01-STOCK FENCE PER LIN. FT.
ITEM NO. 707-03.02-END, BRACED LINE & CORNER POST ASSEMBLIES (STOCK FENCE) PER EACH

MINOR REVISION -- FHWA APPROVAL NOT REQUIRED.

STATE OF TENNESSEE
DEPARTMENT OF TRANSPORTATION

STANDARD RIGHT-OF-WAY STOCK FENCE WITH TIMBER POSTS

1-1-68 S-F-10A